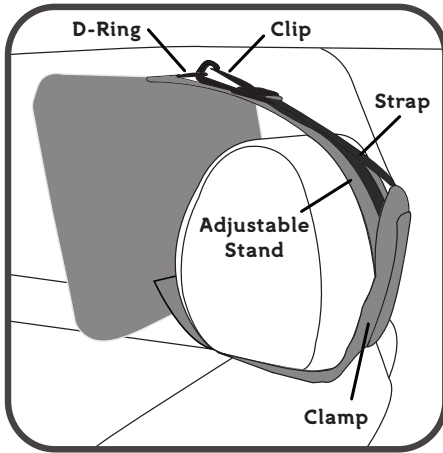




Back Seat Head Restraint

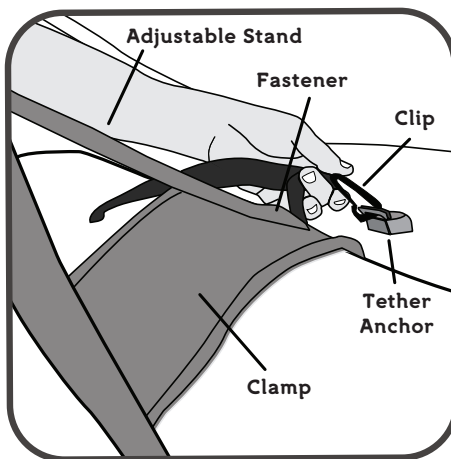


- Raise head restraint.
- Insert clamp underneath head restraint.
- Wrap adjustable stand over top of head restraint.
- Bend clamp upward to conform to head restraint.
- Attach strap's clip to D-Ring.
- Lower head restraint down to secure in place.
- Tighten strap and rotate mirror to desired angle so your child is visible to driver in vehicle's rear-view mirror.

IMPORTANT SAFETY PRECAUTIONS:

Keep mirror out of baby's reach and direct sunlight. Always carefully follow car seat manufacturer's directions for correct installation and position of a child safety seat. If the tether anchor is being used to secure a child safety seat, do not use this attachment method.

Tether Anchor



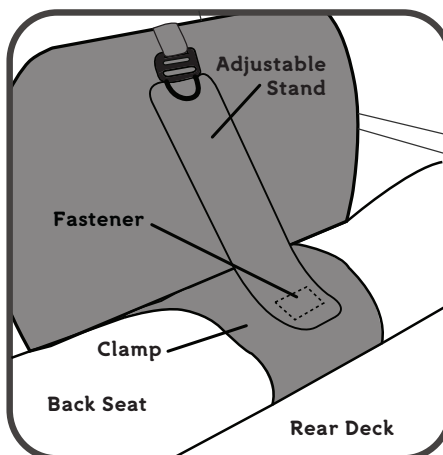
IMPORTANT: Do not attach this product to your vehicle's tether anchor if your child safety seat is installed in your vehicle using this anchor.

- Position mirror on back seat in front of tether anchor.
- Insert clamp between seat and rear deck of your vehicle.
- Bend clamp to conform to seat shape.
- Attach clip to tether anchor and tighten strap.
- Unfasten adjustable stand's fastener, and tilt mirror to desired angle so your child is visible to driver in the vehicle's rear-view mirror.

NOTE:

The tether anchor attachment method is designed for sedan vehicles. If you own a mini-van, station wagon or sport utility vehicle (SUV) and would like to use the tether anchor attachment, you may need a tether extender. Please visit BRICA® at brica.com or call 1.866.869.8257

Center Back Seat with Deck



- Position mirror on center front side of back seat.
- Bend the clamp to conform to the top of back seat.
- Insert clamp between seat back and rear deck.
- Adjust as needed so clamp is secure.
- Unfasten adjustable stand's fastener, and tilt mirror to desired angle so your child is visible to driver in vehicle's rear-view mirror.



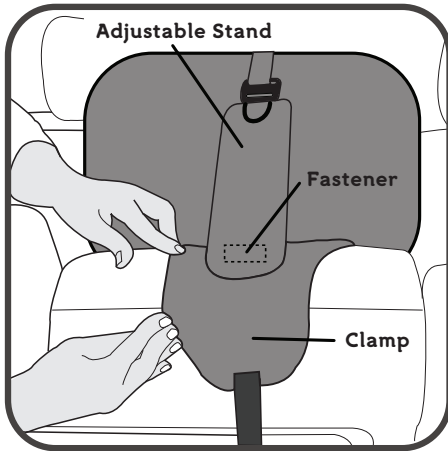


brica

Baby In-Sight®

63010

Center Back Seat on Bench Seat



- Position mirror on center front side of back seat.
- Bend clamp to conform to top of the back seat.
- Squeeze clamp firmly to secure mirror in place.
- Adjust as needed so clamp is secure.
- Unfasten the adjustable stand's fastener, and tilt mirror to desired angle so your child is visible to driver in the vehicle's rear-view mirror.

NOTE:

If a tether anchor is accessible and not in use by your child safety seat, attach clip to tether anchor and tighten strap. This will help increase the stability of mirror. If you own a minivan, station wagon or sport utility vehicle (SUV), you may need a tether extender. Please visit BRICA® at brica.com or call 1.866.869.8257

Important Safety Precautions:

Keep mirror out of baby's reach and direct sunlight. Always carefully follow car seat manufacturer's directions for correct installation and position of a child safety seat.

To Clean:

Wipe the mirror with a soft, damp cloth. Fabric is surface washable with a damp cloth and mild soapy water. Do not submerge mirror in water.

WARNING

Prevent strangulation or entanglement. Never place in or attach to a crib. Never add strings or ties to the product. Never leave child unattended.

CAUTION

Always verify that the mirror is properly secured on the seat back, headrest or tether anchor. Check frequently.



Questions?
1.866.869.8257
brica.com

©2012 BRICA, Inc. 500 West 5th Street,
Suite 220, Charlotte, NC 28202
Retain this address for future reference.